


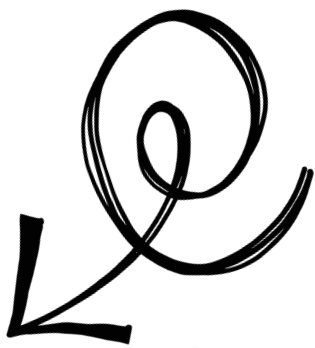
Dog-Gone Easy Decoding



LET'S CONNECT!

Thank you for downloading
this resource!

Please sign up for
our newsletter
by clicking here!
You'll receive
free resources
and teacher tips.



Find me here too- I
would love to
connect with you!



TERMS OF USE

Thank you for protecting my work!

You may...	You may not...
Use this resource in your own classroom.	Benefit financially from this resource in anyway. You may not sell it in part or in whole.
Copy this resource for your classroom. Additional licenses for other teachers can be purchased at a discount.	Share this resource with your team or school without the purchase of additional licenses.
Save this resource file to your personal or school computer.	Post this resource anywhere online (free or for purchase). It MAY NOT be shared on drives or clouds.

© 2017 Lori Vines and Conversations in Literacy. All rights reserved. Purchase of this item entitles the purchaser the right to reproduce the pages in limited quantities for one classroom only. Duplication for an entire school, an entire school system or for commercial purposes is strictly forbidden without written permission from the author. Copying any part of this product and placing it on the internet in any form (even a personal/classroom website) is strictly forbidden and is a violation of the Digital Millennium Copyright Act (DMCA).

Building Fluency with Multisyllabic Words in Word Triangles

CLICK HERE!




Building Fluency with Multisyllabic Words in Fluency Phrases

CLICK HERE!




Directions:


- Print the posters and bookmarks on cardstock
- As you teach each strategy, hang the poster in an area easy for students to see and to refer back to as they read and work
- Connect the strategy and poster to the bookmark students are keeping with them as they work
- Encourage students to share which strategies they are using (applying) as they read and the words in which they used that strategy




Eyes On The Words



Read The Sounds Left To Right




l i c k



Tap The Sounds


t r ea t



Split Into Syllables

poo

dle






Find The Base or Root Word



jumping

Blend the Sounds Smoothly


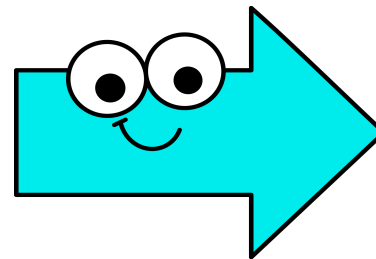

t ai l



Reread To Check If It Makes Sense



My dog is the best dog ever!



Dog Gone Good Decoding!




Dog Gone Good Decoding!




Dog Gone Good Decoding!




EYES ON THE WORDS:



EYES ON THE WORDS:



EYES ON THE WORDS:



READ THE SOUNDS LEFT TO RIGHT:




READ THE SOUNDS LEFT TO RIGHT:




READ THE SOUNDS LEFT TO RIGHT:




TAP THE SOUNDS:




TAP THE SOUNDS:




TAP THE SOUNDS:




SPLIT INTO SYLLABLES:



SPLIT INTO SYLLABLES:



SPLIT INTO SYLLABLES:



FIND THE BASE OR ROOT WORD:



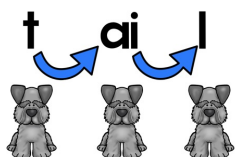
FIND THE BASE OR ROOT WORD:



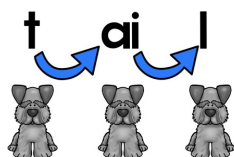
FIND THE BASE OR ROOT WORD:




BLEND THE SOUNDS SMOOTHLY:



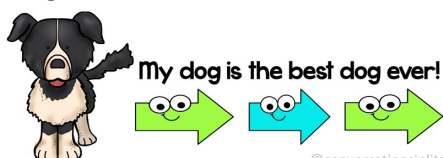
BLEND THE SOUNDS SMOOTHLY:



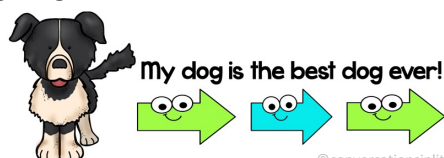
BLEND THE SOUNDS SMOOTHLY:



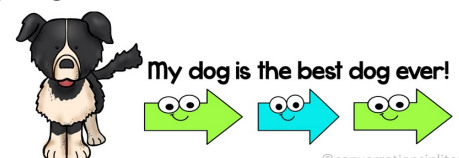
REREAD TO CHECK IF IT MAKES SENSE:



REREAD TO CHECK IF IT MAKES SENSE:


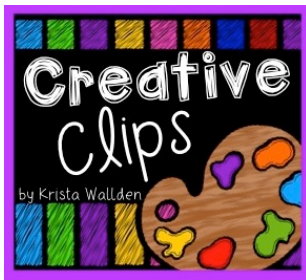


REREAD TO CHECK IF IT MAKES SENSE:




CREDITS:

thank you so much
to the following clip
art and font artists:



CREDITS:

thank you so much
to the following clip
art and font artists:



CREDITS:

thank you so much
to the following clip
art and font artists:

